

**SINHGAD TECHNICAL EDUCATION SOCIETY**  
**SINHGAD COLLEGE OF ENGINEERING**



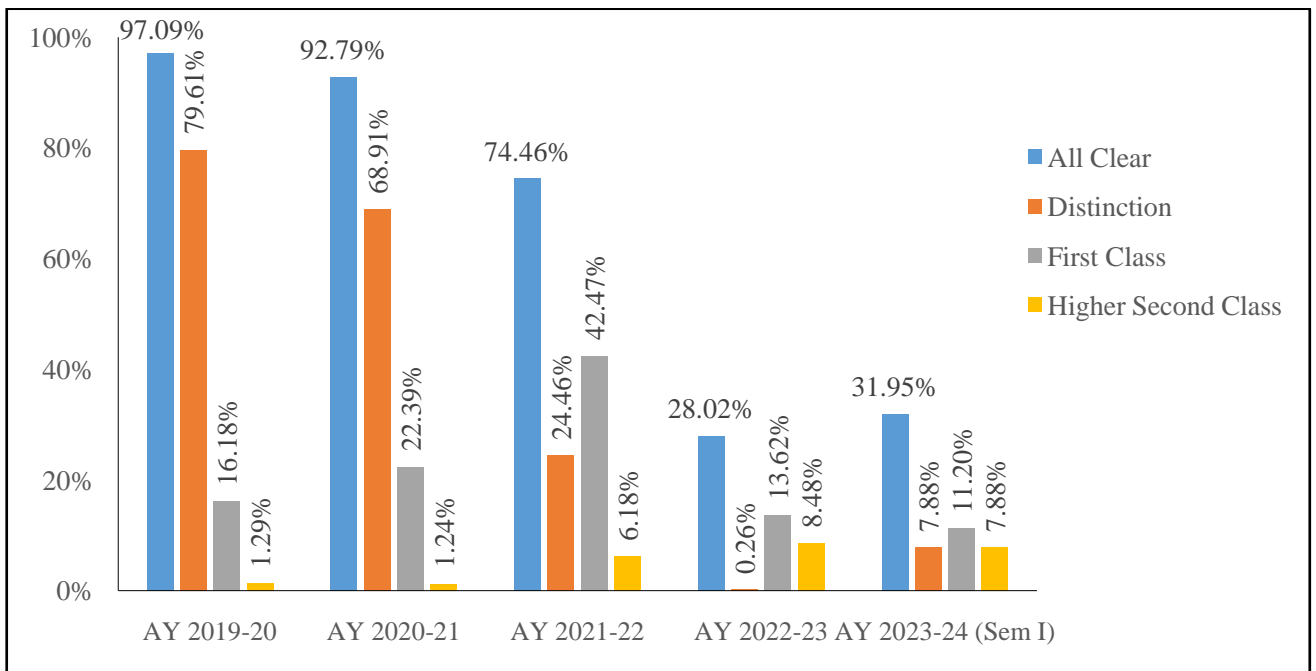
(Approved by AICTE, Recognized by Government of Maharashtra, Affiliated to Savitribai Phule Pune University)  
 Vadgaon-Ambegaon (Bk), Off Sinhgad Road, Pune 411041 Phone : (020) 24354705  
 Email: principal.scoe@sinhgad.edu Website: www.sinhgad.edu

Sinhgad Institutes

**Department of Mechanical Engineering**

**SE Mechanical Result Analysis**

| Academic Year          | All Clear     | Distinction   | First Class   | Higher Second Class |
|------------------------|---------------|---------------|---------------|---------------------|
| 2019-20                | 97.09%        | 79.61%        | 16.18%        | 1.29%               |
| 2020-21                | 92.79%        | 68.91%        | 22.39%        | 1.24%               |
| 2021-22                | 74.46%        | 24.46%        | 42.47%        | 6.18%               |
| 2022-23                | 28.02%        | 0.26%         | 13.62%        | 8.48%               |
| 2023-24                | 31.95%        | 7.88%         | 11.20%        | 7.88%               |
| <b>Average (4 yrs)</b> | <b>64.86%</b> | <b>36.22%</b> | <b>21.17%</b> | <b>5.02%</b>        |



**SE Mechanical Result Analysis**

# SINHGAD TECHNICAL EDUCATION SOCIETY SINHGAD COLLEGE OF ENGINEERING

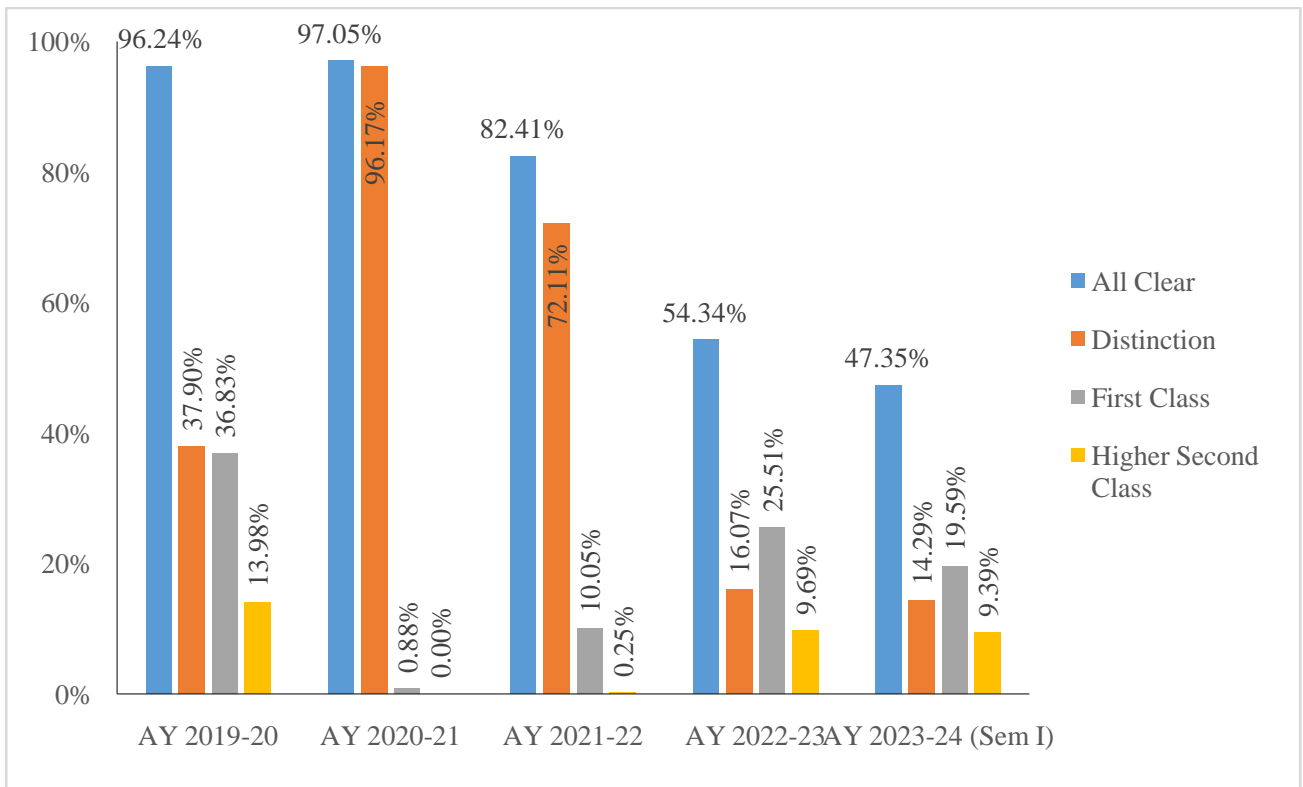
(Approved by AICTE, Recognized by Government of Maharashtra, Affiliated to Savitribai Phule Pune University)  
Vadgaon-Ambegaon (Bk), Off Sinhgad Road, Pune 411041 Phone : (020) 24354705  
Email: principal.scoe@sinhgad.edu Website: www.sinhgad.edu



## Department of Mechanical Engineering

### TE Mechanical Result Analysis

| Academic Year          | All Clear     | Distinction   | First Class   | Higher Second Class |
|------------------------|---------------|---------------|---------------|---------------------|
| 2019-20                | 97.09%        | 79.61%        | 16.18%        | 1.29%               |
| 2020-21                | 92.79%        | 68.91%        | 22.39%        | 1.24%               |
| 2021-22                | 74.46%        | 24.46%        | 42.47%        | 6.18%               |
| 2022-23                | 28.02%        | 0.26%         | 13.62%        | 8.48%               |
| 2023-24                | 31.95%        | 7.88%         | 11.20%        | 7.88%               |
| <b>Average (4 yrs)</b> | <b>64.86%</b> | <b>36.22%</b> | <b>21.17%</b> | <b>5.02%</b>        |

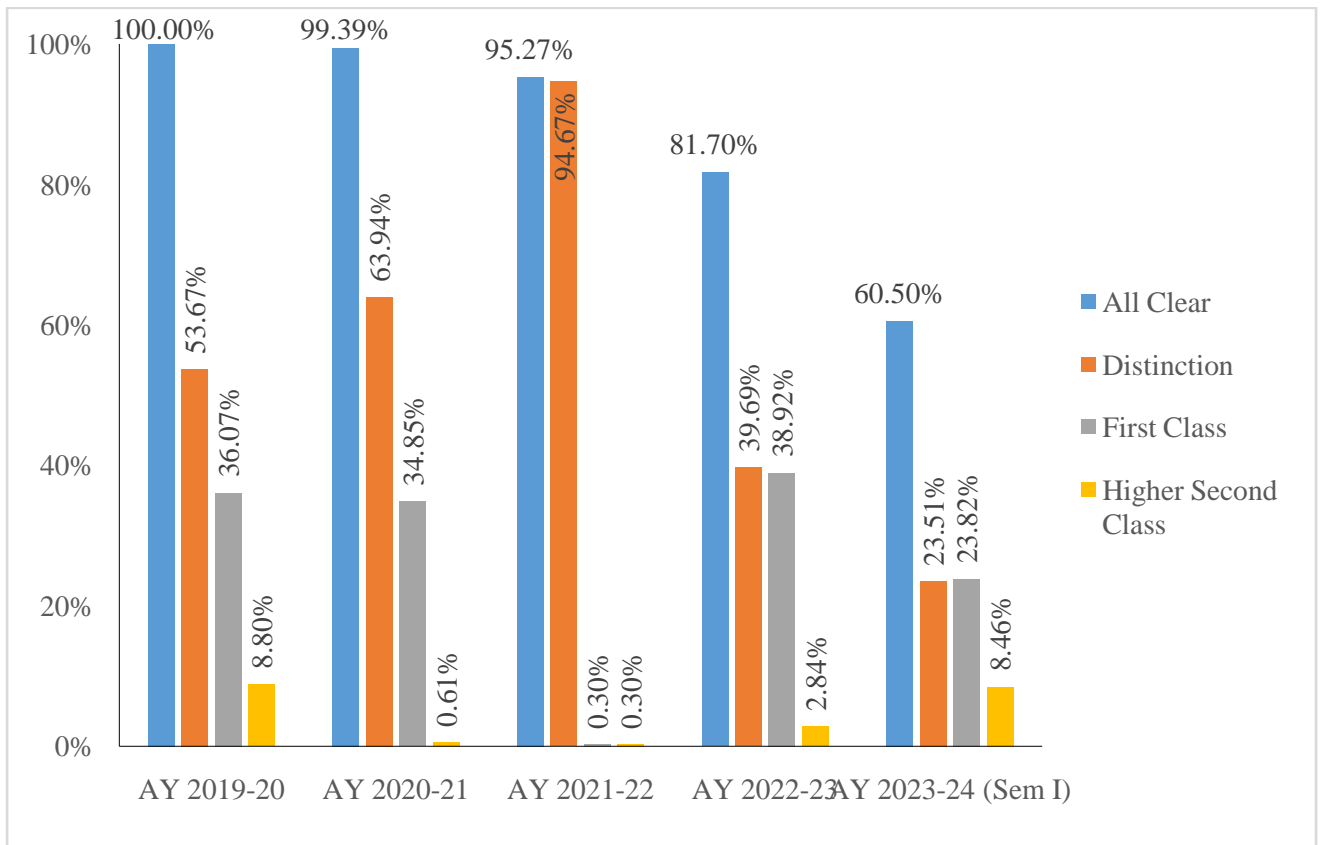


### TE Mechanical Result Analysis

**Department of Mechanical Engineering**

**BE Mechanical Result Analysis**

| Academic Year          | All Clear     | Distinction   | First Class   | Higher Second Class |
|------------------------|---------------|---------------|---------------|---------------------|
| 2019-20                | 100.00%       | 53.67%        | 36.07%        | 8.80%               |
| 2020-21                | 99.39%        | 63.94%        | 34.85%        | 0.61%               |
| 2021-22                | 95.27%        | 94.67%        | 0.30%         | 0.30%               |
| 2022-23                | 81.70%        | 39.69%        | 38.92%        | 2.84%               |
| 2023-24                | 60.50%        | 23.51%        | 23.82%        | 8.46%               |
| <b>Average (4 yrs)</b> | <b>87.37%</b> | <b>55.10%</b> | <b>26.79%</b> | <b>4.20%</b>        |



**BE Mechanical Result Analysis**